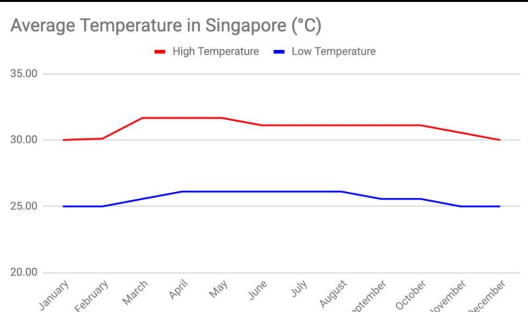
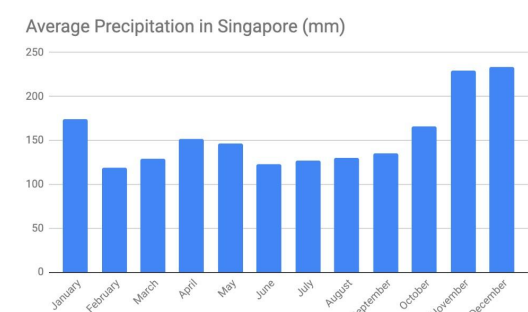



Seasonal Weather Patterns

Phenomena Weather in Singapore - data in [spreadsheet](#)

	Weather	Patterns in the Data Set	Patterns between the Data Sets
Temperature	<p style="text-align: center;">Average Temperature in Singapore (°C)</p> 	<p>Temperature lowest in November, December, January, February.</p> <p>Temperature warmest in March, April May.</p>	<p>When the wind comes from the East the amount of rain increases.</p> <p>The most rain comes when the temperature is the coolest (November - January).</p> <p>The wind comes from the south during the month with the lowest rainfall.</p>
Precipitation	<p style="text-align: center;">Average Precipitation in Singapore (mm)</p> 	<p>Most rain November, December, January and then April and Maryanother increase.</p>	
Wind	<p style="text-align: center;">Average Wind Direction in Singapore</p> 	<p>Wind from the East is November and April. Wind from the North December to March. Wind from South June to September.</p>	